

Brunata WebMon

User Manual for Resident

UK-QB 10.1430 / 25.01.2011



Content	Page
What is Brunata WebMon Resident Access?	2
Who has access to the system?	2
Your browser	2
How to change the text size	2
Front page	3
Name the rooms yourself	3
Readings	3
Consumption Overview	4
Bill Archive	4
Account Information	4
Advice on saving	4
Information page	4
What is pdf?	4
How to download Adobe Reader	4
Manual	5
Tips and shortcuts	5

Brunata WebMon

User Manual for Resident UK-QB 10.1430 / 25.01.2011

Side 2

What is Brunata WebMon Resident Access?

Brunata WebMon is short for "Web-based Monitor". It is an internet-based service developed by Brunata a/s. The purpose of Brunata WebMon is to display and print the information available in a BrunataNet system. BrunataNet is a system for consumption measuring with remote reading. The system can collect/register/read remotely located meters of several kinds, including heating, energy, electricity and water meters. WebMon Resident Access gives you as resident access via your PC to view the information collected about the consumption in your particular flat.

Who has access to the system?

Six conditions must be met before you can access Brunata Webmon Resident Access:

- Your property must have a BrunataNet system (i.e. it must be possible to read the meters without entering your flat).
- Your administrator must have an agreement with Brunata a/s.
- You must be the legal occupier of the flat/room.
- You must have an email address.
- You must have received an activation letter with an activation code.
- You must have access to one of the following browsers: Microsoft Internet Explorer or Mozilla Firefox.

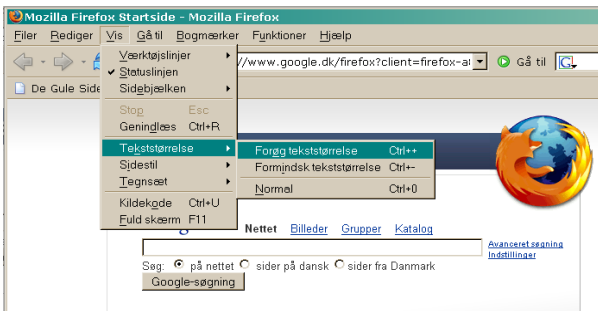
Your browser

WebMon Resident Access is supported by two different browsers (Internet Explorer and Mozilla Firefox), i.e. you need to have one of these to be able to use WebMon Resident Access. The best resolution for the browser is 1024x768 or above.

How to change the text size

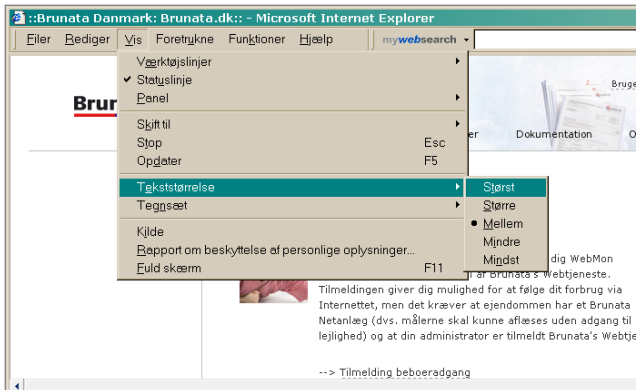
WebMon Resident Access allows you to change the text size via your browser, so that you can choose the size which works best on your screen.

Change text size with Mozilla Firefox as browser



Click on "View" on the tool bar at the top of the screen. Select "Text size" and then click to increase or reduce the text size.

Change text size with Internet Explorer as browser:



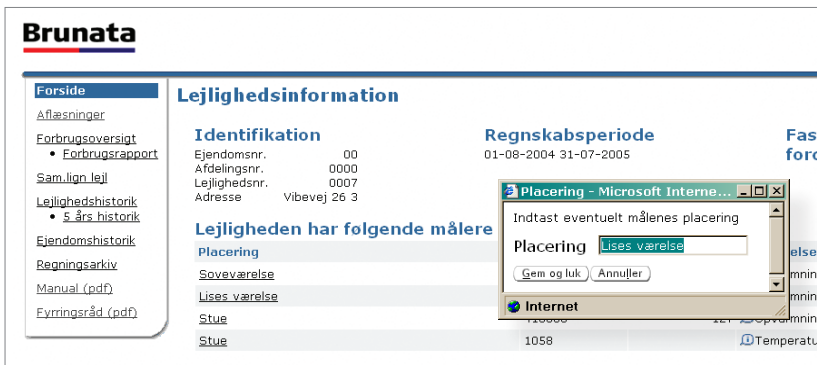
Click on "View" on the tool bar at the top of the screen. Select "Text size" and then click on the text size you want.

Front page

The front page shows the most basic information, including general information about the system: the meter types, number of meters, location and accounting period in question.

Name the rooms yourself

If you are a new user, the "Location" field will simply say "Enter". Here you can enter the location of the meter, e.g. "Lise's room". If a word is underlined, it means that the text can be changed.



1. Click on the underlined text.
2. Enter the desired text, e.g. "Lise's room".
3. Click the "Save and close" button.

Brunata WebMon

User Manual for Resident UK-QB 10.1430 / 25.01.2011

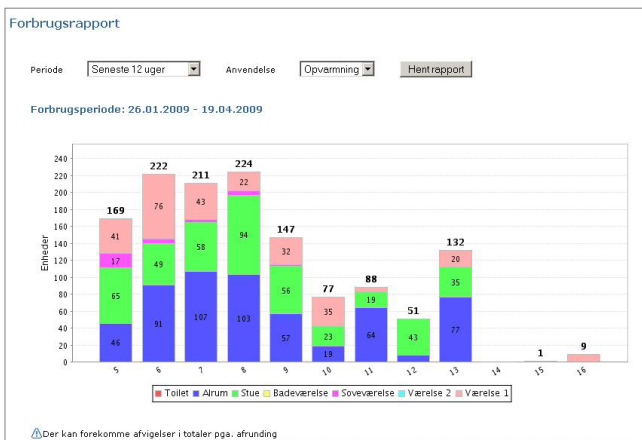
Side 4

Readings

If you want to see statistics for a particular period, you can select it here. Simply enter the date (dd-mm-yyy) and click the "Get reading" button. It is also easy to print the reading by clicking "Print reading".

Consumption Overview

Clicking on the "Consumption Report" button at the bottom of the screen or the link on the left-hand side brings up a new window, where you can select the specific period and usage for which you want an overview (heating, water, electricity, etc.).



Reports can be obtained for the following periods:

- Last term
- Last 12 days
- Last 12 weeks
- Last 12 months
- Last year

Bill Archive

In the bill archive, you can see and print earlier bills received from Brunata a/s.

Account Information

Under Account Information, you can change user name, email address and password.

Brunata WebMon

User Manual for Resident UK-QB 10.1430 / 25.01.2011

Side 5

Advice on saving

Under advice on saving, you will find a page with suggestions and ideas for how you can yourself contribute to reducing your heating costs.

Information page

The information page contains information about the ongoing initiatives and changes made in connection with Brunata Online resident service. In addition, information about operating problems or planned operation updates will be posted.


What is pdf

Adobe PDF (Portable Document Format) is a secure and reliable way of distributing electronic documents. Adobe PDF files are completely identical with the original pages, retaining the fonts, images, graphics and layout of all source files. Adobe PDF files can be exchanged, viewed and printed by anyone and on any system, using the free Adobe Reader software – irrespective of the operating system, programme or font used.

How to download Adobe Reader

Simply click on the button with a pdf icon which you will find in WebMon Resident Access.

Tips and shortcuts

- On headlines, an explanation will be shown when placing the mouse pointer over a word.
-  In the text, where a small symbol is shown, it is possible to click on the symbol for further explanation.
- Some letters have underscore, and these are activated by pressing Alt+letter.
- On the right side of the screen you will find some good tips on saving heat in case the consumption has gone up.

Brunata is a 100% Danish owned company. We have more than 90 years of experience within developing and producing heat cost allocators, heating accounts and meter service. We have a quality system fulfilling DS/EN ISO 9001 and 14001. Please contact us if you would like more information about our products, want to contact one of our local branches or have any other questions.

Brunata



Brunata a/s
Vesterlundvej 14 · DK-2730 Herlev
Tel. +45 77 77 70 00
Fax +45 77 77 70 01
www.brunata.com
brunata@brunata.com